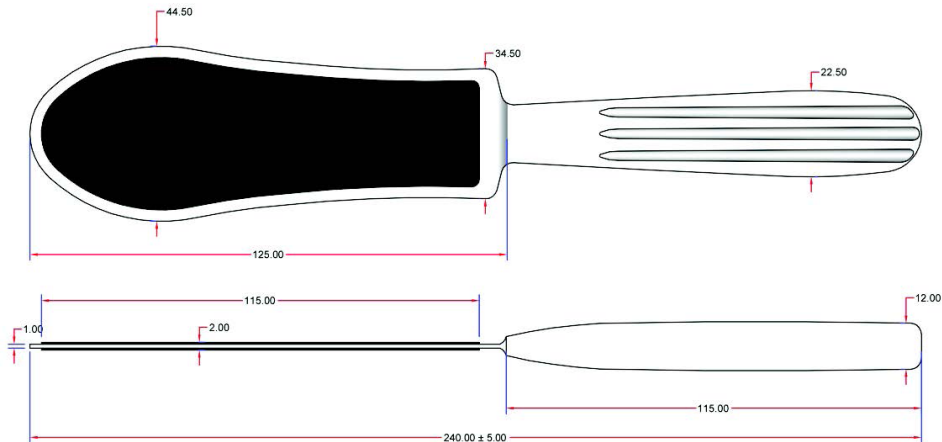
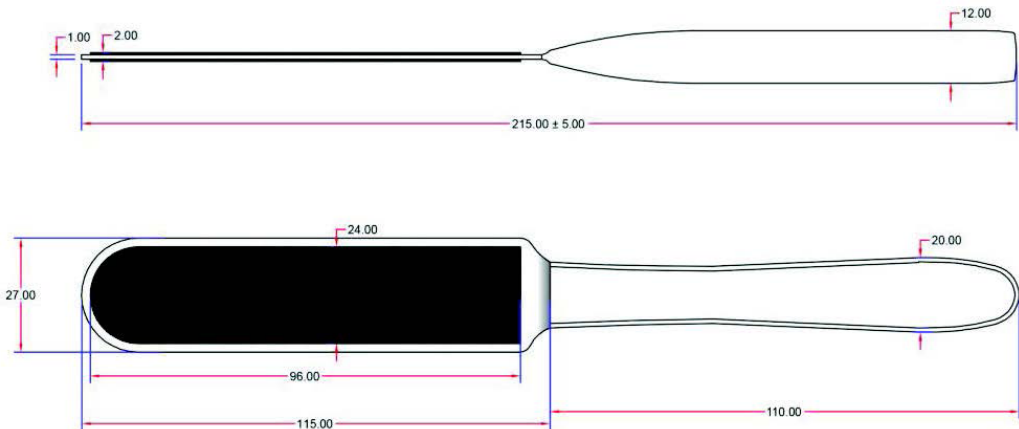
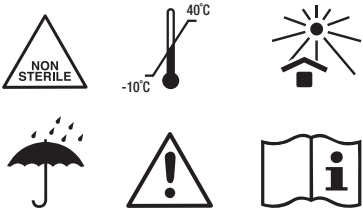


REF	
GIMA 39790	MI-78950
GIMA 39794	MI-78961

Fabbricante / Manufacturer / Fabricant / Fabricante:
Medistar Instruments Co., New Miana Pura East,
Ror as Road, Sialkot - Pakistan
Shams@medistarinst.com
Made in Pakistan

EC	REP	Lorcan & Fyon B.V. Europalaan, 40, 3526KS Utrecht, Netherlands
----	-----	---



clean and disinfected scrub brush to remove all visible debris and residue. All items should be scrubbed with a clean and disinfected scrub brush under running water.

Cleaning is not disinfection; disinfection is an entirely separate step. Different items are cleaned in different ways. This often depends on the item manufacturing material and how the item has been used.

NOTE: the cleaning step must be properly performed before an item can be disinfected. All items must be thoroughly rinsed and dried with clean cloth or paper towels prior to putting them into a disinfectant.

Methods of Proper Disinfecting

After proper cleaning, all reusable implements/tools must be disinfected by complete immersion in an appropriate disinfecting solution (see below, Appropriate Disinfectants). The item must be completely immersed so that all surfaces, including handles, are soaked for the time required on the disinfectant manufacturer's label.

In general, U.S. Environmental Protection Agency (EPA) registered disinfectants require 10 minute immersion; isopropyl and ethyl alcohol require 5 minutes. Remove items after the required time, using clean and disinfected tongs or gloves to avoid skin contact with the disinfectant solution. If required by the instruction label, rinse thoroughly under running water. Allow items to air-dry completely by placing them on top of a clean towel and covering them with another clean towel.

Thick foam cushioned buffers should have the moisture pressed out while in between disinfectant products are designed to destroy disease-causing microorganisms (pathogens) on non-living surfaces, such as those described in this document.

They are not appropriate for use on living skin. Contact with skin should be avoided.

Appropriate salon disinfectants include the following:

- (a) EPA-registered salon disinfectants with bactericidal, fungicidal and virucidal claims on the label.
- Instruments with powder coating color can be sterilized in simple mineral water up to temperature 110 °c for about 5 - 10 minutes.
- (b) 10% bleach solution (1 part bleach to 9 parts water)
- (c) Isopropyl alcohol, 70%-90% solution
- (d) Ethyl alcohol, 70%-90% solution

Individual Client Packs

Tools/instruments kept in individual packs must be properly cleaned and disinfected after each use.

If a client provides their own implements/tools, they must be properly cleaned and disinfected before use. State rules require all tools and equipment to be disinfected before being reused, even if used by the same client! Improperly cleaned and disinfected implements may grow infection/disease-causing organisms before the client returns for their next visit, thereby increasing the risk of infection. Never use air-tight bags or containers for storage as these can promote bacterial growth.

Methods for Proper Storage of Tools and Equipment



All properly cleaned, disinfected and dried implements/ tools must be stored in a sanitary manner. A lined drawer is usually adequate, provided it is clean, contains only clean items and is properly labelled.

Store soiled or used items in a properly labelled, covered container separate from clean items. Never use airtight containers or zipper bags – these may promote bacterial growth!

Abrasive Files, Buffers and Electric File Bits: after each use abrasive files, buffers, blocks or bits must be thoroughly cleaned by manually brushing with a clean and disinfected brush or by other adequate methods to remove all visible debris. The sides of foam cushioned buffers, blocks or other abrasives should also be brushed after each use. After proper cleaning abrasives files, buffers and blocks are best disinfected by immersing in (or saturating with) 70-90% isopropyl or ethyl alcohol for 5 minutes. Once electric bits have been thoroughly cleaned, they must be disinfected by complete immersion in an appropriate EPA registered disinfectant, as described in the next section. Any porous (absorbent) abrasive file, buffer, block, band, etc. that comes in contact with broken, damaged, infected or unhealthy skin or nails must be properly disposed of immediately, as described below.

Contact with Blood, Body Fluid or Unhealthy Conditions

If blood or body fluid comes in contact with any salon surface, the nail professional should put on a pair of clean protective, disposable gloves and use an EPA-registered Hospital liquid disinfectant or a 10% bleach solution to clean up all visible blood or body fluid. In case of an accidental cut, clean with an antiseptic and bandage the cut. Disposable items, such as a cotton-tipped wood stick must be immediately double-bagged and discarded after use, as described at the end of this section. Any non-porous instrument or implement that comes in contact with an unhealthy condition of the nail or skin, blood or body fluid, must be immediately and properly cleaned, then disinfected using an EPA-registered Hospital disinfectant as directed or a 10% bleach solution for 5 minutes. Any porous/absorbent instrument that comes in contact with an unhealthy condition of the nail or skin, blood or body fluid must be immediately double-bagged and discarded in a closed trash container or biohazard box.

REF	Product code	LOT	Lot number
	Keep in a cool, dry place		Keep away from sunlight

ENGLISH

PEDICURE FILE

Detailed Description of Device Name:

39790
Name: Pedicure File Inox Handle, Double Sided, 21.5 cm
Finish: Mirror / Satin /Sandblast.

39794
Name: Pedicure File Inox Handle, Double Sided, 24cm
Finish: Mirror / Satin / Sandblast.


Instructions of Use

Pedicure File is made of stainless steel type AISI-410 under standard ASTM F-899-84. It is used for removing rough and excess hard skin (rubbing purpose).

Chemical Composition

ASTM Standard F-899-84
Carbon: 0,126% Manganese: 0,514% Phosphorus: 0,021% Sulphur: 0,015% Silicon: 0,275% max Chromium: 13,503% Nickel: 0,101%







Indication of Use

-  Put away from the reach of uncontrolled person.
- A trained person shall use the devices.
- For professional use only – disinfect before use.

Precautions, restrictions, warnings, special cares

Methods of Proper Cleaning

Proper cleaning requires liquid soap/detergent, water and the use of a

	Caution: read instructions (warnings) carefully		Consult instructions for use
	Temperature limit		Non-sterile
	Authorized representative in the European community		Date of manufacture

GIMA WARRANTY TERMS

The Gima 12-month standard B2B warranty applies.