



# GIMA

PROFESSIONAL MEDICAL PRODUCT

- LAMPADA LUMINA A LED - su carrello
- LAMPADA HYRIDIA A 7 LED con braccio flessibile - su carrello
- LAMPADA HYRIDIA A 7 LED con braccio a pantografo - su carrello
- LAMPADA A LED SPOT - su carrello

- LUMINA LED LIGHT - trolley
- HYRIDIA 7 LEDS LIGHT with flexible arm - trolley
- YRIDIA 7 LEDS LIGHT with metal spring arm - trolley
- LED SPOT-ADJUSTED LIGHT - trolley

- LAMPE À LED LUMINA - chariot
- LAMPE À 7 LEDS HYRIDIA avec bras flexible - chariot
- LAMPE À 7 LEDS HYRIDIA avec bras à ressort en métal - chariot
- LAMPE À LED 'SPOT-ADJUSTED' - chariot

- LÁMPARA LED LUMINA - base rodable
- LÁMPARA 7 LEDS HYRIDIA con brazo flexible - base rodable
- LÁMPARA 7 LEDS HYRIDIA con brazo de resorte de metal - base rodable
- LÁMPARA LED 'SPOT-ADJUSTED' - base rodable

- LUZ LED LUMINA - trólei
- 7 LUZES LED HYRIDIA - braço flexível - trólei
- 7 LUZES LED HYRIDIA - braço de mola metálico - trólei
- LUZ DE FOCO AJUSTADO LED - trólei

- LED-LICHT LUMINA - Wagen
- LED-LICHT HYRIDIA 7 - flexibler Arm - Wagen
- LED-LICHT HYRIDIA 7 - Metallfederarm - Wagen
- LED-LICHT MIT EINSTELLBAREM LICHTPUNKT - Wagen

- LAMPA LEDOWA LUMINA - wózek
- LAMPA LEDOWA HYRIDIA 7 - ramię elastyczne - wózek
- LAMPA LEDOWA HYRIDIA 7 - metalowe ramię sprężynowe wózek
- LAMPA LEDOWA Z REGULOWANĄ PLAMKĄ - wózek

- ΦΩΤΙΣΜΟΣ LUMINA LED - τροχήλατη βάση
- ΦΩΤΙΣΜΟΣ HYRIDIA 7 LEDS - εύκαμπτος βραχίονας - τροχήλατη βάση
- ΦΩΤΙΣΜΟΣ HYRIDIA 7 LEDS - μεταλλικός βραχίονας με ελατήριο τροχήλατη βάση
- ΦΩΤΙΣΜΟΣ LED ME ΡΥΘΜΙΣΗ ΕΣΤΙΑΣΗΣ - τροχήλατη βάση

- LUMINA LED LIGHT - cărucior
- HYRIDIA 7 LUMINI LED CU BRAȚ FLEXIBIL - cărucior
- HYRIDIA 7 LUMINI LED CU BRAȚ METALIC CU ARC - cărucior
- SPOT LED - LUMINĂ REGLATĂ - cărucior

- LUMINA LED LIGHT - voziček
- HYRIDIA 7 LED LUČK S FLEKSIBILNO ROKO - voziček
- HYRIDIA 7 LED LUČK S KOVINSKO VZMETJO - voziček
- LED TOČKASTA REGULACIJSKA LUČ - voziček

- LUMINA LED SVETLO - pojazdné lôžko
- HYRIDIA 7 LED SVETLO S PRUŽNÝM RAMENOM - pojazdné lôžko
- HYRIDIA 7 LED SVETLO S KOVOVÝM PRUŽINOVÝM RAMENOM - pojazdné lôžko
- LED SPOT-NASTAVITELNÉ SVETLO - pojazdné lôžko

- LUMINA LED SVJETLO - kolica
- HYRIDIA 7 LED SVJETLA SA SAVITLJIVIM KRAKOM - kolica
- HYRIDIA 7 LED SVJETLA S KRAKOM S METALNOM OPRUGOM - kolica
- LED SVJETLO PODEŠENO PREMA TOČKI - kolica

- LUMINA LED LÁMPA - kocsi
- HYRIDIA 7 LED LÁMPA RUGALMAS KARRAL - kocsi
- HYRIDIA 7 LED LÁMPA RUGÓS FÉM KARRAL - kocsi
- LED ÁLLÍTHATÓ FÉNYFOLT LÁMPA - kocsi

- LUMINA СВЕТОДИОДНА ЛАМПА - стойка на колелца
- HYRIDIA ЛАМПА СЪС 7 СВЕТОДИОДА С ГЪВКАВО РАМО - стойка на колелца
- HYRIDIA ЛАМПА СЪС 7 СВЕТОДИОДА С РАМО С МЕТАЛНА ПРУЖИНА - стойка на колелца
- СВЕТОДИОДНА ЛАМПА С РЕГУЛИРАЩО СЕ ПОЛЕ НА ОСВЕТАВАНЕ - стойка на колелца

REF

GIMA 49035	KS-Q3
GIMA 49040	KS-Q7
GIMA 49041	KS-Q7E
GIMA 49047	KS-Q5-5D



Shantou Easywell Electronic Technologies Co., Ltd  
5th Floor and No.1 West Side Of 6th Floor, H5 Industrial Building, No.16 Lianjiang Road, Longhu District, Shantou, China - Made in China



Kingsmead Service B.V.  
Zonnehof 36, 2632 BE, Nootdorp, Netherlands



Gima S.p.A.  
Via Marconi, 1 - 20060 Gessate (MI) Italy  
gima@gimaitaly.com - export@gimaitaly.com  
[www.gimaitaly.com](http://www.gimaitaly.com)



All serious accidents concerning the medical device supplied by us must be reported to the manufacturer and competent authority of the member state where your registered office is located.

## 1. Introduction

### LED light source

#### Heat Management

LED: IR-free technology from LED light source reduces the sensation of heat for the patient and doctor.  
Tissue does not dry up as rapidly during the intervention under very low radiation from the light.

#### Positioning and long reach

Articulated arm ensures the light is easy to move and position and does not drift. NO dead-angle examination and long reach range is presented.

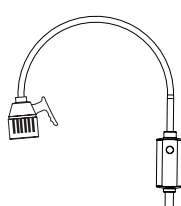
#### Energy-Saving

LED service life 40 times longer than Halogen bulb.  
Low energy consumption: 1/3 less than conventional Halogen system.

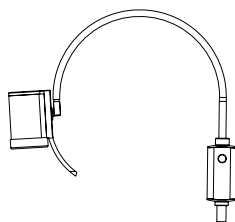
#### Application Range:

Close examination, Over bed, Intensive care, Recovery rooms, Dermatology, Aged care, Gynaecology, Ophthalmology, E.N.T., minor surgical

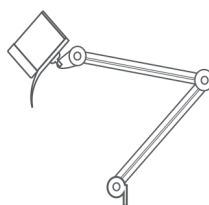
## 2. Tech data



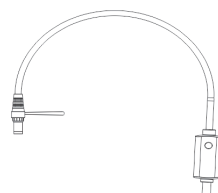
**49035**



**49040**



**49041**



**49047**

Model	<b>49035</b> <b>LUMINA LED LIGHT</b> <b>- trolley</b>	<b>49040</b> <b>HYRIDIA 7 LEDS LIGHT</b> <b>with flexible arm -</b> <b>trolley</b>	<b>49041</b> <b>HYRIDIA 7 LEDS LIGHT</b> <b>with metal spring arm</b> <b>- trolley</b>	<b>49047</b> <b>LED SPOT- ADJUSTED</b> <b>LIGHT - trolley</b>
Type	Black color, trolley	White color, trolley	White color, trolley	Black color, trolley
Light Source	1xLED bulb, 3W	LED bulb, 7 bulbs, 15W	LED bulb, 7 bulbs, 15W	1xLED bulb, 5W
Diameter of lamphead	75 mm	90 mm	90 mm	25 mm
Light field diameter	40 mm (50 cm)	90mm/120mm	90mm/120mm	Max 70mm, min 15mm at 30cm
Illumination	100000 lux (30 cm) 40000 lux (50 cm)	180000 lux (30 cm) 100000 lux (50 cm) 30000 lux (100 cm)	180000 lux (30 cm) 100000 lux (50 cm) 30000 lux (100 cm)	40000 lux (30 cm) 15000 lux (50 cm)

Extension of flexible arm	760 mm	760 mm	940 mm	1000 mm
Brightness control	Switcher on handle, dimmer control	Digital pressing control	Digital pressing control	Digital brightness control, spot field adjustable

### 3. Safety indication

To avoid fire incidents, electric shocks or personal injuries in use, please obey the basic safe preventive instructions.

- 1) Review the manual carefully and operate accordingly.
- 2) Before replacing the bulb, you must turn off the lamp and take off the electric cord.

### 4. Work environment requirement

Environment temperature:  $-10^{\circ}\text{C} \sim +40^{\circ}\text{C}$

Relative humidity:  $\leq 85\%$

Atmospheric pressure:  $86.0 \text{ kPa} \sim 106.0 \text{ kPa}$

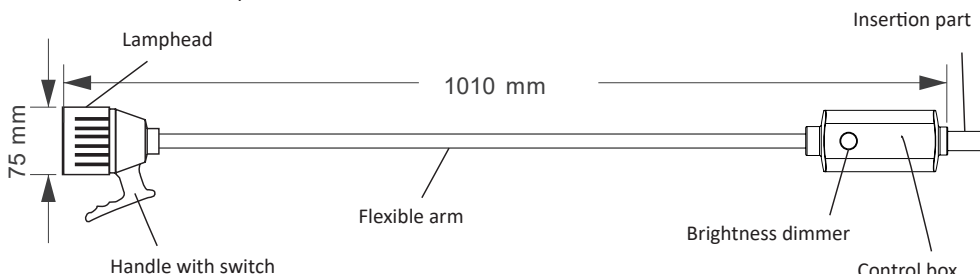
### 5. Components of the lamps

#### A. Top part

Including lamp head, flexible arm, control

#### 49035

LUMINA LED LIGHT - trolley

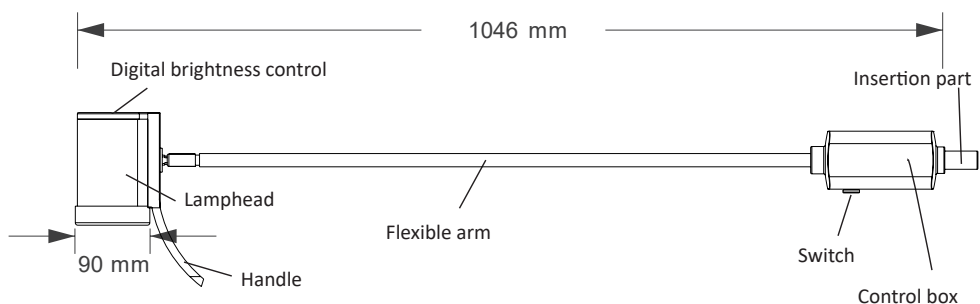


#### 49040

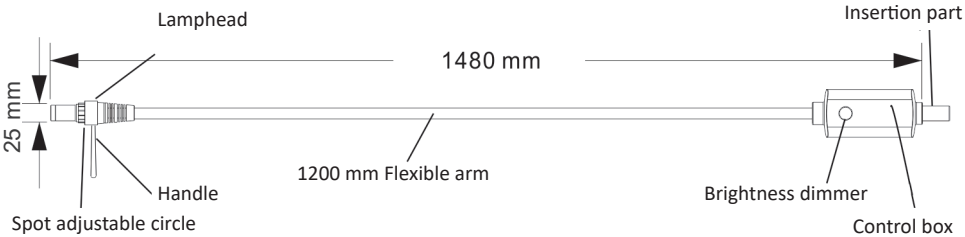
HYRIDIA 7 LEDS LIGHT with flexible arm - trolley

#### 49041

HYRIDIA 7 LEDS LIGHT with metal spring arm - trolley



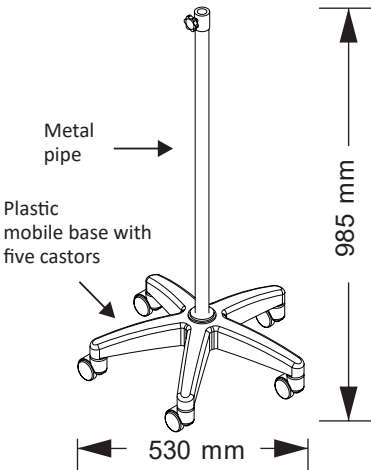
**49047**  
LED SPOT-ADJUSTED LIGHT - trolley



**B. Mounting type**

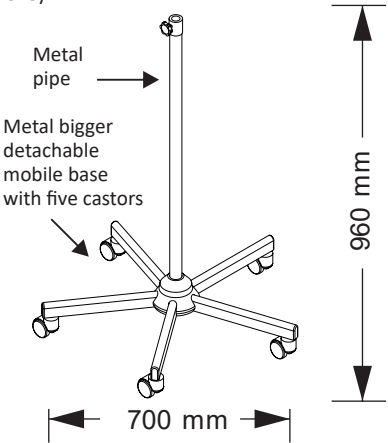
1) Mobile base

**49035**  
LUMINA LED LIGHT - trolley

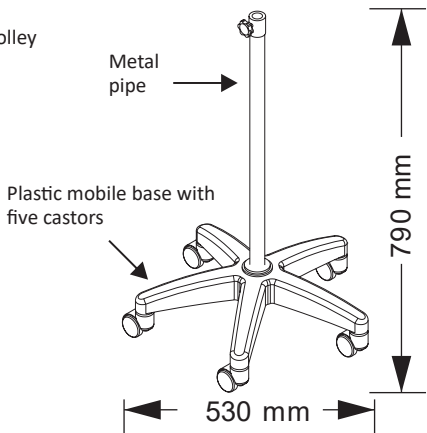


**49040**  
HYRIDIA 7 LEDS LIGHT with flexible arm - trolley

**49041**  
HYRIDIA 7 LEDS LIGHT with metal spring arm - trolley



**49047**  
LED SPOT-ADJUSTED LIGHT - trolley



## 6. Installation and adjustments

### A. Check the main body and get through power supply.

Open the package, and check if everything is ok. If any problem, please contact manufacturer or distributors. Take out the lamp from package, and connect to the power supply, turn on the light.

#### For 49035 LUMINA LED LIGHT - trolley:

adjust the brightness by knob on control box.

#### For 49040 HYRIDIA 7 LEDS LIGHT with flexible arm - trolley and 49041 HYRIDIA 7 LEDS LIGHT with metal spring arm - trolley:

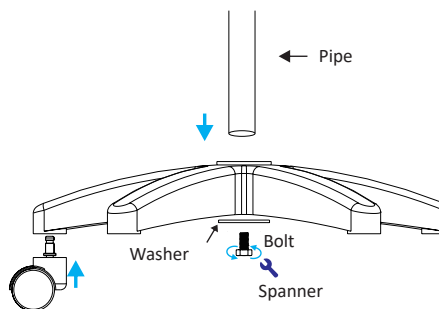
adjust the brightness by digital pressing key on the lamp head.

#### For 49047 LED SPOT-ADJUSTED LIGHT - trolley:

adjust the spot circle to adjust the focus and brightness by knob on the control box.

### B. Mobile installation

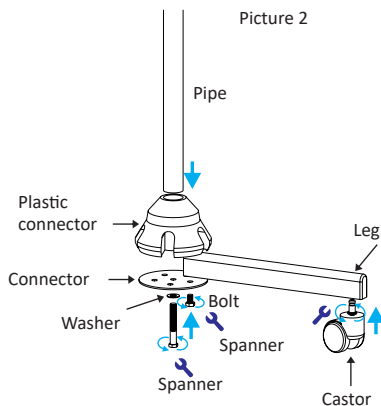
1. Plastic mobile base: insert the 5 plastic castors into the five branches base. Take out the vertical metal pipe, insert the tube into the plastic mobile base tightly, and then lock the screw in the bottom of the base. (Refer to picture 1).



2. Metal detachable base: take out the legs and screw the castors.

Secondly, put legs into the slots of the plastic connecting part, put the metal connecting piece from the bottom and screw the bolts to fix the legs in the connecting part. Finally, insert the vertical metal pipe into the plastic connecting part, and lock the longer screw from the center of the bottom. (Refer to picture 2).

C. Insert the main top body into the top of vertical metal pipe, screwing tightly from the side, connect the plug to electric socket and turn on for working.



## 7. Notice

1. Before cleaning, take off the electric cord firstly.
2. Liquid detergent is not allowed to clean.
3. Installation must obey the instruction.
4. The bulb must be replaced after it cools down.
5. Installation, trouble shooting, adjustment should be operated by professional personnel.
6. Keep nothing placed on the electric cord.

## 8. Warranty and after-sales service

### 1. Warranty of 12 months from loading port

- The warranty period in normally using, the trouble because of the product quality, the consumer depends on the warranty slip and invoice enjoys free maintenance service.
- Without our factory permit after installation of other features, the fault doesn't lie within the scope of warranty.
- Mark on products such as model NO., date of the factory has been changed, delete, move or not identify will not enjoy free maintenance service.
- As falling, squeezing, soak, damp and other human factors caused the fault is not within the scope of warranty.

### 2. After sales service

Customers are required to provide the products codes, image or video which will help us to confirm the problem. After acknowledging the problem, if it is easy to fix, we will send out the replacing part to customer for solving the problem. If problem is unrepairable, then will consider to return or resend.

9. Defective diagnostic & trouble shooting

1. Turn on, the light cannot be on.

- a. check if the electric cord is connected well.
- b. check if the electric socket has electricity
- c. check if the lamp head is damaged or not, if bulb is correctly connected or not.

Trouble shooting:

- Reconnect electric cord.
- b. make sure the socket has electricity.
- c. replace with spare bulb, or take this bulb to install other units.

**Note: Don't uninstall the lamp head without our instruction or any unprofessional way.**

2. If the problem is not the power connection and bulb, but the light still cannot work, check if the problem is from the circuit board or dimmer.

Trouble shooting:

A. 49035 LUMINA LED LIGHT - trolley  
and 49047 LED SPOT-ADJUSTED LIGHT - trolley
















You can use the multimeter to measure the both ends voltage of the bulb holder, if the voltage is normal, please check whether the bulb and the lamp holder is poor contact; if the voltage is not normal, please open control dimmer, then use the multimeter to measured voltage of the output power; if the voltage is normal, please check the output between lamp holder and wire; if the voltage is not normal, it means the power supply is fault.

**The lamp is on but the brightness is not adjustable. Please replace the power supply and potentiometer.**

B. 49040 HYRIDIA 7 LEDS LIGHT with flexible arm - trolley  
and 49041 HYRIDIA 7 LEDS LIGHT with metal spring arm - trolley

You can use the multimeter to measure the both ends voltage of the bulb holder, if the voltage is normal, it means the bulb is broken. If the voltage is not normal, please open control dimmer, then use the multimeter to measures voltage of the output power, if the voltage is normal, please check the output and panel line and panel, if the connecting line is normal, it means the panel is fault. If the supply voltage is normal, it means the power supply is fault.

If the lamp is on but the brightness is not adjustable, it means the brightness circuit panel is fault.

Symbols					
	Medical Device compliant with Regulation (EU) 2017/745		Product code		WEEE disposal
	Caution: read instructions (warnings) carefully		Lot number		Class II applied
	Follow instructions for use		Manufacturer		Date of manufacture
	Keep in a cool, dry place		Keep away from sunlight		Medical Device
	Imported by		Authorized representative in the European community		Unique device identifier



**Disposal:** The product must not be disposed of along with other domestic waste. The users must dispose of this equipment by bringing it to a specific recycling point for electric and electronic equipment.

GIMA WARRANTY TERMS

The Gima 12-month standard B2B warranty applies.