

**CRANIOMETRO**  
**CRANIOMETER**  
**CRANEÓMETRO**  
**CRANIOMÈTRE**



METRICA S.p.A.  
Via Grandi 18  
20097 San Donato Milanese (Mi) Italy  
Made in Italy



**Gima S.p.A.**  
Via Marconi, 1 - 20060 Gessate (MI) Italy  
gima@gimaitaly.com - export@gimaitaly.com  
[www.gimaitaly.com](http://www.gimaitaly.com)



**70410**

**Gima 27327**



0425



## FOREWORD

The purpose of this manual is to provide the Customer with all possible information on the CRANIOMETER, as well as the use and maintenance instructions to help maintain the performance and efficiency of the CRANIOMETER over time.

The user manual must be kept in good condition and stored in a place where it is accessible for quick reference.

The CRANIOMETER may undergo possible updates and for this reason parts other than those shown may be assembled; this eventuality does not affect the explanations contained in the user manual and the safety of the CRANIOMETER itself in any way.

## PURPOSE OF THE DEVICE

The CRANIOMETER is a device used to measure the diameter of a baby's head in cm, with an accuracy of  $\pm 2$  mm, and in inches, with an accuracy of  $\pm 1/8$ ".

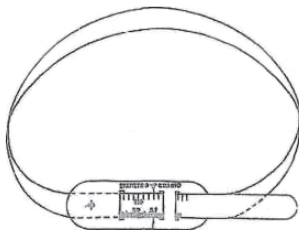
Skull circumference measurement range 0-60cm - tolerance  $\pm 5$ mm/ graduation in mm

Skull diameter measurement range 0-19 cm (the diameter is given by the circumference /  $\pi$ )

## INSTRUCTIONS FOR USE

Unravel the craniometer completely and insert the end between the openings, keeping the markings facing outwards (see figure 1).













The craniometer is very simple to use: place it on the baby's head, gently pull the flap to tighten it around the forehead, then simply read the value indicated by the arrow on the front of the craniometer.



## WARNINGS

The CRANIOMETER must be cleaned with a cloth dampened with substances that do not damage the material (e.g. alcohol - glass cleaner).

The CRANIOMETER must be stored in its box in a dry place. Any severe incidents occurring in relation to the medical device we supply must be reported to the manufacturer and to the competent authority of the Member State where the device is located.

	Product code		Batch number		Attention: Read and follow the instructions (warnings) carefully
	Store away from sunlight		Store in a cool, dry place		Read the instructions for use
	Medical Device compliant with Regulation (EU) 2017/745		Manufacturer		Unique device identifier
	Medical device		Date of manufacture		Distributed by

## GIMA WARRANTY TERMS

The standard GIMA B2B 12-month warranty applies.